





Moto Secure

5 ways
to protect your phone



We know mobile security can be pretty overwhelming, that's why we've made it easy for you.

With the **Moto Secure** app, all things security and privacy are in one location for you to easily access.

Here are our **top 5 tips** to get you started.





Tip 1

Protect apps in the open

USE CASE:

Did you know when you use the open, free Wi-Fi at your local coffee shop that your device is now open to attacks by hackers?

1

2

3

4

5



Tip 1

Protect apps in the open

SOLUTION:

Now you can protect your data with **Wi-Fi blocklist**. This allows you to block certain apps like banking, healthcare, or even your Gmail from being visible on the open network.

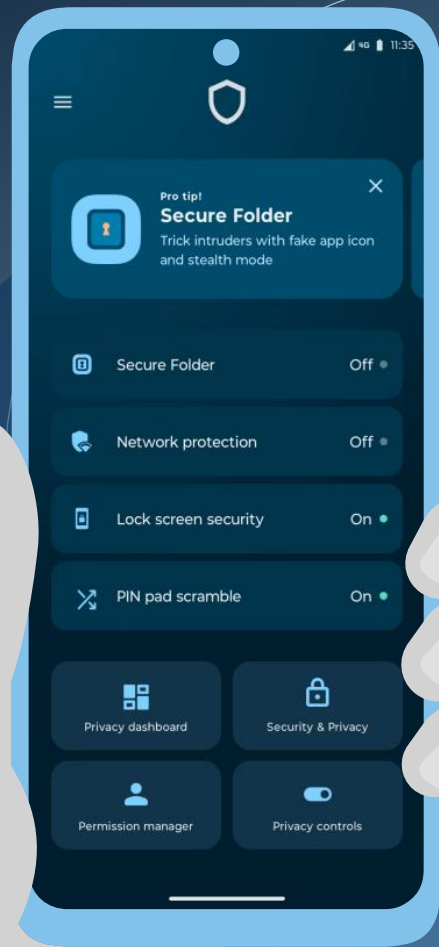
1

2

3

4

5





Tip 2

Lock up sensitive apps

USE CASE:

Lending your phone to a friend for a few, but want your most personal info to stay hidden?

2

3

4

5



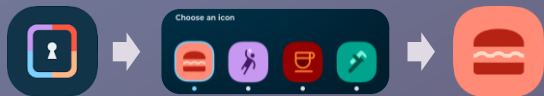
Tip 2

Lock up sensitive apps

SOLUTION:

Secure Folder keeps your work and personal information safely hidden away, requiring a separate PIN for access.

TIP: You can even disguise the folder with a **fake name and icon** to fool thieves.



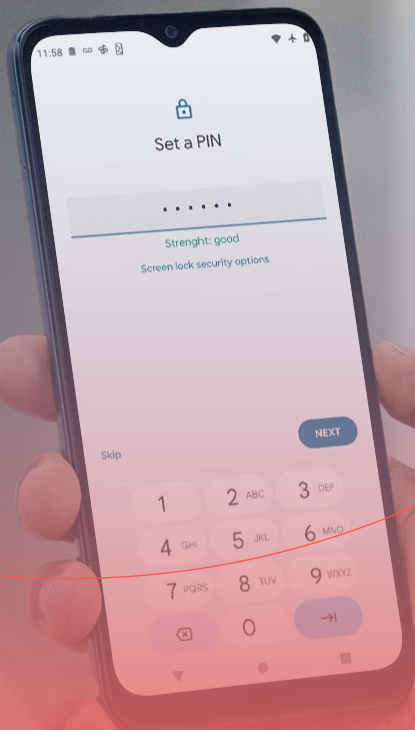
2

3

4

5





Tip 3

Mix things up

USE CASE:

Nosy onlookers can catch a glimpse of you entering your PIN while unlocking your phone.

3

4

5



Tip 3

Mix things up

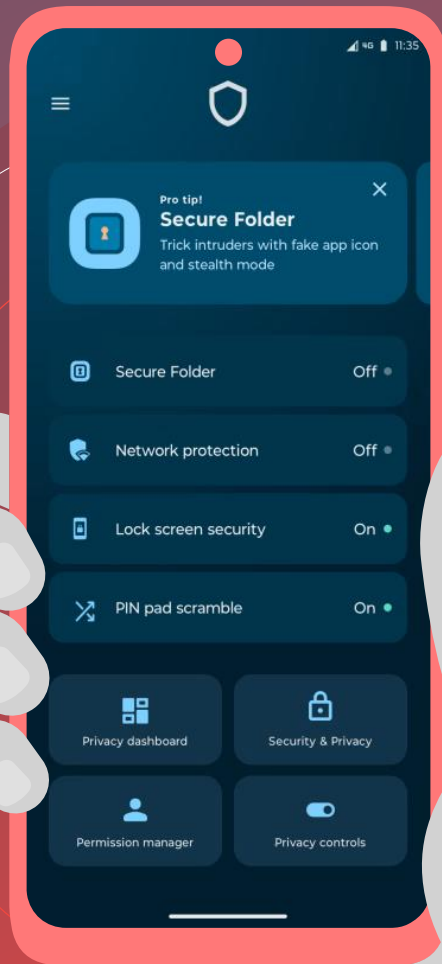
SOLUTION:

PIN Pad Scramble shuffles the numerical layout of the entry screen, so prying eyes can't memorize the pattern of the numbers you press.

3

4

5





Tip 4

Connect with confidence

USE CASE:

You're out and about and need to connect to a network. But it can be difficult to know which ones will let you surf safely.

4

5



Tip 4

Connect with confidence

SOLUTION:

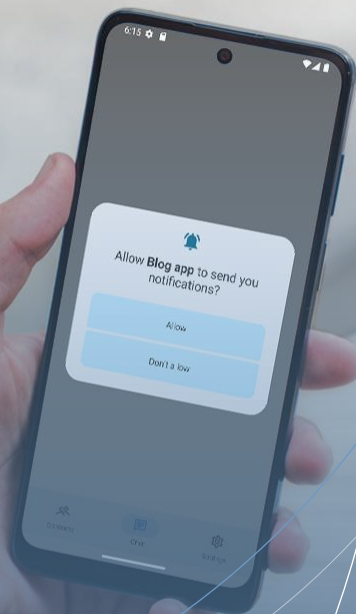
With **Network Protection**, you'll receive a warning if your device connects to an unsecure Wi-Fi network.

You can also make sure that Wi-Fi can't be turned off without first unlocking your phone. That way if you lose your phone, potential thieves are locked out.

4

5





Tip 5

Make sure private things stay that way

USE CASE:

Many apps you download get access to your camera, microphone, and location.

You need the peace of mind to know which apps are accessing these, and when.

5



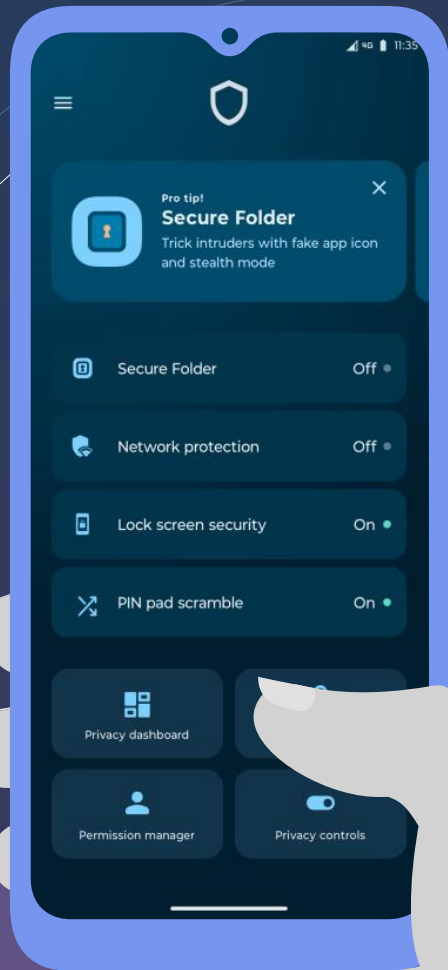
Tip 5

Make sure private things stay that way

SOLUTION:

With **Privacy Dashboard**, you can get a quick view of which apps have accessed your camera, microphone, and location during the past 24 hours. You decide which apps get to keep their access right from the dashboard.

5





BONUS

Bonus Tip

Protect what matters



ThinkShield

In addition to these 5 amazing features, Moto Secure is also backed and powered by **ThinkShield**.

With a suite of hardware and software security features that meet the highest standards, you know your data is better protected from malware, phishing, and other threats.

BONUS





THANK YOU

Certain features, functionality and product specifications may be network dependent and subject to additional terms, conditions, and charges. All are subject to change without notice. MOTOROLA, the Stylized M Logo, MOTO and the MOTO family of marks are trademarks of Motorola Trademark Holdings, LLC. ThinkShield is a trademark of Lenovo. All other trademarks are the property of their respective owners. ©2023 Motorola Mobility LLC. All rights reserved.